



SERIES CLASSIC

ROTARY VANE COMPRESSORS FROM 1,5 A 55 kW

ERC
ERCS

SERIES CLASSIC

About Us



Ing. **Enea Mattei SpA** is an Italian company that has been producing air compressors since 1919. Over the years, the company has continually evolved and is today one of the world's foremost companies in the compressed air sector and the leader in the production of rotary vane compressors.

Behind the success of Mattei are the choices the company has made in terms of design, production and marketing, driven by the results of its continual and in-depth research and development programmes.

During these years of continual change, Mattei has been able to adapt to the requirements of the market and through the results of its research has created products that are always innovative and technologically advanced.



Certified quality

Quality as an integral part of all company functions and constant improvement of all production processes so as to always guarantee the maximum level of reliability and satisfaction. This, in brief, is the value and the meaning of **Mattei's** operational philosophy. A way of approaching the market and customers that makes **Mattei** an absolute point of reference in the compressed air sector.

Since 1994, **Mattei** has been operating with a Quality System certified by the DNV Institute under UNI EN ISO 9001 regulations.



Simply different The compressor that makes a difference

MATTEI'S COMPRESSORS

Mattei's rotary vane air compressors are the result of continuous innovation and advanced design capabilities. The low rotational speed of the compressor unit found only in vane technology, the high volumetric efficiency and the complete absence of roller or thrust bearings, result in energy savings of **over 15%** compared to other rotary compressors.



EFFICIENCY 1:1

All Mattei's compressors have a 1:1 ratio between the electric motor speed and that of the airend. This means greater energy efficiency and higher performances.

Compared to other technologies, rotary vane compressors guarantee a superior internal air seal, together with a consistent and long lasting performance.

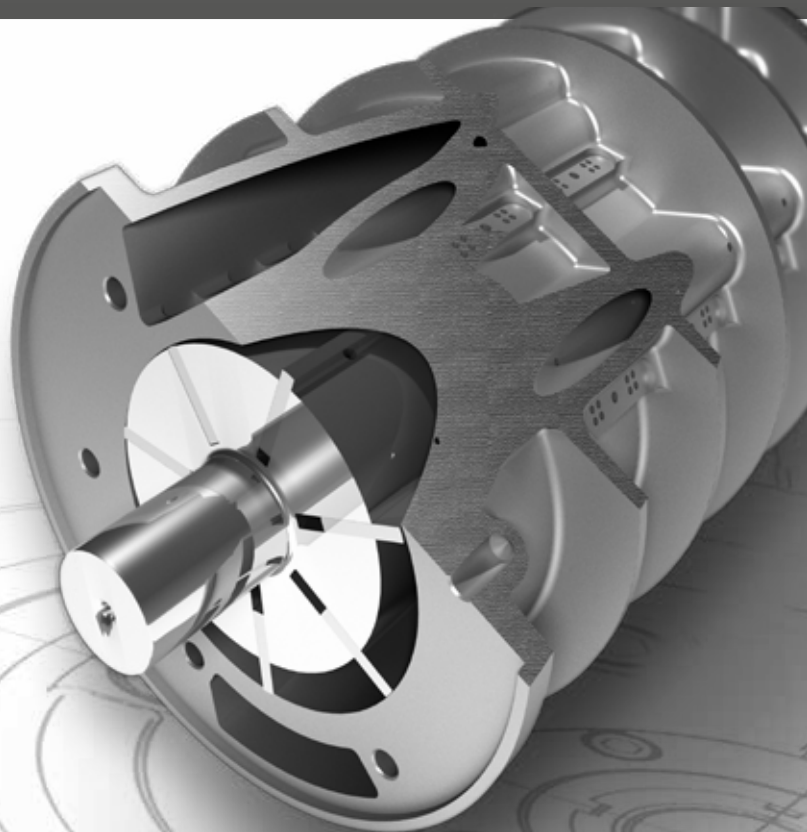
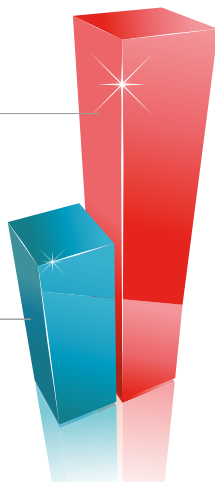
LOW OPERATING COSTS: LOW MAINTENANCE

Mattei's rotary vane compressors are designed to reach 100,000 hours life without the need to replace any blades or other metal parts.

The long operating life of a Mattei compressor is assured by high quality machining which is the essence of rotary vane air compressors.

OTHER COMPRESSORS
MAINTENANCE

MATTEI'S COMPRESSORS
MAINTENANCE



SAFETY / RELIABILITY

The integrated design, direct coupling, low rotational speed and the limited number of moving parts ensure Mattei's rotary vane air compressors remain safer, more durable and therefore more reliable over time.

SIMPLICITY

Mattei's rotary vane air compressors are quiet and can be located almost anywhere. They are quickly installed and take up a limited amount of space.

Their accessible design makes maintenance operations simple and straightforward.

QUALITY OF THE AIR

All Mattei's compressors are fitted with a generously sized filtering system, which guarantees quality compressed air suitable for any use. Mattei's very efficient, multi-stage oil separation system produces an exceptionally low lubricant carry-over.


SERIES CLASSIC

Classic Series Rotary Vane Compressors

Mattei's Classic series compressors are complete and efficient machines that are ideal for any type of industrial application.

DIRECT COUPLING

Mattei has always produced compressors in which the electric motor, which turns at a speed of only 1,500 rpm, is directly coupled to the compression unit by means of a flexible joint. This direct, in-line coupling results in considerable energy saving as there are no losses due to the presence of pulley wheels and drive belts.



AUTOMATIC FLOW RATE CONTROL

As well as the classic "ON/OFF OPERATION" mode, all of the models, are fitted with the special modulating proportional intake valve which allows air supply at a constant pressure and even offers the possibility of working without an air storage tank.

DURABLE AND QUIET

The Classic compressors are robust, resistant to corrosion and are particularly compact and ideal for installation in small spaces.

The vane technology ensures safe and quiet operation even without a noise reducing outer canopy.

SIMPLE MAINTENANCE AND ACCESSIBLE

The absence of the outer canopy considerably facilitates all maintenance and service operations. The compressor requires no special foundations and its base has suitable lifting points for ease of installation.

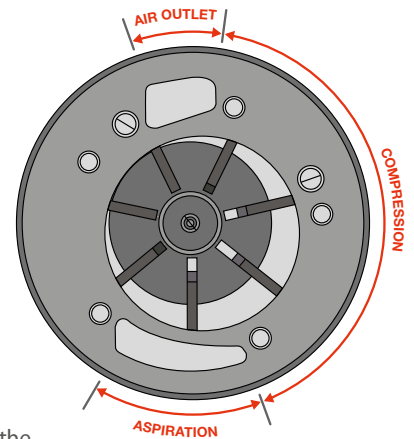
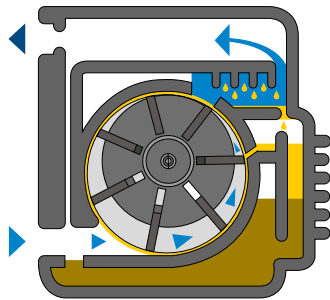


Operating principle

Maximum efficiency of the air compression process, excellent reliability and low running costs; are just some of the key benefits that rotary vane technology can offer.

The vane compressor is a volumetric rotary compressor that consists of a stator cylinder in which a rotor is mounted off-centre but parallel to its sides. The rotor has slots in which the vanes are free to slide: centrifugal force keeps them in contact with the sides of the stator during rotation.

The rotary vane compressor, thanks to its **simple construction**, offers remarkable advantages, first among them being **greater volume yield** because the vanes are in constant contact with the inner wall of the stator and form a perfectly airtight seal with no leaks along the wall thanks to a continuous film of oil. In this type of compressor no axial thrust is generated so the side surfaces of the rotor are not subject to wear and thus no rotating bearings or thrust bearings are needed. The vanes, too, because of the special way they are made have practically **unlimited life**.



Behind the success of Mattei compressors there is thus **extreme reliability, long life, quiet operation and simplicity of maintenance**. Design is important too: compactness and clean lines, together with harmonious shapes, give Mattei compressors an image of robustness and ease of use.

SOFT - START (ERC 500 - 1000)

Motor soft starter allows a reduction of the load and torque in the power train and electrical current surge of the motor during start-up.

This reduces the mechanical stress on the motor and shaft, as well as the electrodynamic stresses on the attached power cables and electrical distribution network, extending the lifespan of the system.

A HIGH EFFICIENCY OIL SEPARATION

The separation of the lubrication oil from the compressed air takes place in multiple stages. A first separation occurs in the oil chamber as the air passes through a labyrinth path, then it continues at the separator inlet (before the filter) where the air flow slows down passing through a series of directional variations, and finally through the coalescing filter.

Due to this superior separation system the oil carry over is extremely low, leading to improved separator life, greater protection for the application and reduced operating costs.



SERIES CLASSIC



Series 200 ERC/ERCS 1 > 3

Rated power:	1,5 to 3 kW
F.A.D.:	0,16 to 0,32 m³/min
Max. working pressure:	10 bar
Sound pressure level:	64-70 dB(A)
Hz:	50

Rated power:	1,5 to 2,2 kW
F.A.D.:	0,20 to 0,28 m³/min
Max. working pressure:	10 bar
Sound pressure level:	66 dB(A)
Hz:	60



Series 500 ERC/ERCS 4 > 11

Rated power:	4 to 11 kW
F.A.D.:	0,49 to 1,97 m³/min
Max. working pressure:	8/10/13 bar
Sound pressure level:	71-75 dB(A)
Hz:	50

Rated power:	4 to 11 kW
F.A.D.:	0,43 to 2,11 m³/min
Max. working pressure:	8/10/13 bar
Sound pressure level:	73-77 dB(A)
Hz:	60





Series 1000

ERC 15 > 22

Rated power:	15 to 22 kW
F.A.D.:	1,87 to 3,75 m ³ /min
Max. working pressure:	8/10/13 bar
Sound pressure level:	79 dB(A)
Hz:	50

Rated power:	15 to 22 kW
F.A.D.:	2,4 to 3,95 m ³ /min
Max. working pressure:	8/10/13 bar
Sound pressure level:	81 dB(A)
Hz:	60



Series 2000

ERC 30 > 55

Rated power:	30 to 55 kW
F.A.D.:	3,67 to 8,9 m ³ /min
Max. working pressure:	8/10/13 bar
Sound pressure level:	84 dB(A)
Hz:	50

Rated power:	30 to 45 kW
F.A.D.:	4,9 to 9,9 m ³ /min
Max. working pressure:	8/10/13 bar
Sound pressure level:	86 dB(A)
Hz:	60



Classic CONTROLLERS

MAESTRO XS – XB to have everything under control



With a view to energy saving, the communication inside a compressor room plays a decisive role.

It is absolutely essential to manage, control and immediately intervene in the operation of the system in order to prevent waste and unnecessary energy consumption.

ERC 4 - 22 kW compressors are equipped with the exclusive state-of-the-art computerised controller Maestro XB, ERC 30 - 55 kW compressors with Maestro XS.



Microprocessor control system

Maestro^{XS} is able to adjust the compressor's operation to the specific requirements of the system it is connected to. It's equipped with programming levels and special control and analysis options regarding the compressor's status and any faults that have occurred. Even if the electrical supply fails Maestro^{XS} is able to store the compressor settings and all its operating data.



MAESTRO^{XS}:

Features and Functions



- Ergonomic control panel with quick access keys to main menus
- Semi-graphic LCD display
- 24 Vdc digital inputs
- Digital dry contacts output up to 230 Vac and up to 24 Vdc
- Analogue data display (line pressure, chamber pressure, oil temperature, outgoing air temperature) and general data (alarms, operating messages, machine state, maximum and minimum pressure, last start and stop times)
- Hour counter
- Events database and storage of up to 20 malfunctioning events
- Multi-language user interface
- Weekly and hourly programmable start and stop times
- Basic and advanced parameters programming for an optimal operation of the compressor
- Control of the integrated dryer
- Machine start and stop remote control
- The feedback, through dry contacts, of the following machine states: enabled compressor, working compressor, loaded compressor, blocked compressor



MAESTRO^{XB}:

Features and Functions

- Ergonomic control panel with keys for quick access to the main menu
- Graphic 144 x 32 pixel
- Supply 24 Vac 50/60 Hz
- Digital inputs 12 Vdc
- Digital outputs with volt free contacts up to 230 Vac and up to 24 Vdc
- Pressure analogue signal (4-20 mA)
- Temperature analogue signal (NTC)
- Simple use based on menu structure
- Possibility of updating
- Displaying of analogue data (line pressure, oil temperature) and general data (alarms, operative messages, machine status, maximum and minimum pressure)
- Hour counter
- Events database and storage of up to 10 malfunctioning events
- Multilingual user interface
- Start/stop weekly and hourly programming (option)
- Programming of basic parameters (accessible by the user) for optimal compressor operation
- Advanced programming, password protected, allow only qualified technician to change the parameters not directly accessible by the user
- Status check of controller/machine inputs and outputs to detect possible failures in the compressor electrical system and/or in the safety and protection devices
- Remote control for machine starting and stopping
- Remote control, through volt free contacts, of the following machine states: compressor allowed to operate (option), tripped compressor (standard)



Classic CONTROLLERS

CONCERTO: Complete control and absolute Flexibility



Numerous compressor stops and starts, energy wastage and wide variations in the compressor operation represent common problems in many compressed air systems.

Concerto is Mattei's state-of-the-art compressed air management system, designed to satisfy any requirement of a compressed air user, regardless of the type of compressor installed. By the use of customisable functions the device allows the simultaneous command and control of **up to 16 compressors**, limiting the idle running times and optimising the customer's choice. Concerto enables **energy savings of over 35%**.



IMMEDIATE SAVING

Regardless of the compressors combination and model, Concerto always selects the most economical configuration, maximising the plant efficiency.

Concerto controller extends the life of your compressors, guaranteeing the smallest number of motor start ups, and eliminating idle running times almost completely.

FUNCTIONALITIES

Concerto requires only a few configuration parameters, to allow the combination of differently performing compressors to synchronise their compressed air production with the consumption demand.

A clear display facilitates the system programming operations, making them easy and intuitive.

CONTROL VIA PC

The main parameters, failure signals, maintenance intervals and energy consumptions can be directly displayed on a PC via a normal web server. This way the equipment can always be easily monitored and controlled in order to minimise unplanned events.

GLOBAL MANAGEMENT

Dryers, filters and condensate treatment accessories can be directly connected to the system via digital inputs. In the same way analogue output sensors can be connected, in order to monitor the entire compressed air system.


Due to this Concerto provides an extremely wide range of information regarding the plant management, which is also viewable via web server.

Concerto also manages and controls variable speed compressors, fitted with an inverter, ensuring that they remain within their maximum efficiency range.

QUARTETTO



When a production process requires variable amounts of compressed air or it is necessary to avoid any machine downtime, a controller optimises the compressed air system management. **Quartetto**, obtained through a programmable controller, can control operation of more compressors, **up to max. 4 units**, provided these are arranged with a remote start-stop control. It is not essential to drive exclusively Mattei compressors. **Quartetto** can meet the line air demand and the working load for each compressor in the most efficient way and reducing the energy absorption.



OPERATING MODE

- *Balance hours: for installation consisting of compressors of the same power where you want to use the machines alternately and obtain even wear*
- *Priority: for installation where the installer / end user decides the priority of the compressor (ie the sequence of action) by assigning them a number*
- *Smart: operating principle to obtain the best performance by optimizing the power consumption (saving) for a plant always reactive to any changes in the pressure*

Hardware

- ▶ Master controller with LCD display (2 lines, 16 characters) and LED;
- ▶ 230 Vac power supply;
- ▶ 4 digital outputs;
- ▶ Probe signal 4 ÷ 20 mA.

Software

- ▶ Up to 4 different compressors (piston, screw vane, scroll,...);
- ▶ Weekly programming;
- ▶ Display of information in different languages;
- ▶ Sends any reports of system irregularities via SMS, e-mail or fax.




Energy recovery from compressed air

In a lubricated and air-cooled compressor, about 80% of its absorbed power is wasted as heat in the oil. The heat absorbed by the oil during the air compression process is transferred to the air flow, that goes through the cooler and is dispersed to the atmosphere.

The mechanical energy used for compression is wasted as follows:

- about 80% for oil cooling;
- about 10-12% transferred to the compressed air as heat;
- about 2-3% in compressed air as energy;
- the rest due to heat radiation.




Mattei offers for its compressors a heat recovery system that allows water to be heated for industrial process or sanitary use.




The "Heat Recovery" kit is totally integrated into the oil cooling circuit, making the unit independent from the oil temperature control and protected from any possible malfunctions, such as water flow reduction and overheating.

How much can you save by recovering heat?



The possibility to use the energy recovered as hot water during an entire year depends on the use you make of it. Up to 80% of the recovered heat can be used in your industrial building to produce hot sanitary water or for space heating. It is even possible to recover up to 100% of the thermal energy if there is an industrial process that requires heat.

Total quality management



TOTAL QUALITY MANAGEMENT

Mattei considers quality as an essential value that represents the key factor to develop a positive relationship between the culture and performance of one's company. Innovative management software, developed solely for Mattei and technologically advanced manufacturing equipment, such as robotic machining centres and high precision machine tools, are at the heart of the advanced technical and quality levels of Mattei's products.

3D QUALITY CONTROL

The quality check of manufacturing tolerances occurs constantly via three dimensional measurement machines. This ensures the compliance of our products with the highest quality standards.

COMPREHENSIVE TESTS

Before leaving our factory any Mattei compressor has already undergone various extensive and in-depth testing procedures, during which it has been checked and tested in different operating conditions. All the electric, mechanical and performance information are recorded via a wireless data detection system.

HIGH TECHNOLOGY MANUFACTURING MACHINERY

The manufacturing of compression units and blades is made through modern robotic machining centres. The parts assembly is carried out by specialised staff and in accordance with strictly controlled operating procedures, specified by Mattei's quality management.

Always caring about our customers' requirements



WORLDWIDE CONSULTANCY AND ASSISTANCE

Mattei operates worldwide with its sales and assistance network, providing a wide service range.

By purchasing a Mattei compressor you can rely on a qualified after-sales service, able to answer any request for assistance in very short time scales.



Mattei original spare parts and lubricants

Mattei Original Spare Parts and Mattei Rotoroil lubricants are made to very high design standards and conform to precise technical specifications. Only Mattei original spare parts allow you to be sure of maintaining over time the same levels of performance, reliability and safety of your Mattei product.

- Mattei Original Spare Parts are indispensable for the efficiency of your compressed air equipment
- Parts are always available in stock
- Quality tested and conforming to manufacturer specifications
- Suitable for Mattei's recommended maintenance intervals

MIEM: Mattei Intelligent Energy Management

The cost to produce a fixed quantity of compressed air greatly depends on the efficiency of the compression system. To obtain potentially significant energy savings it is important to identify the minimum working pressure and demand profile required for a plant's compressed air supply.







The MIEM system allows Mattei to check the suitability of a currently installed compressed air plant and to verify any possible opportunities to improve its efficiency.

Thanks to specifically developed software, Mattei's technicians are able to evaluate the customer's current air consumption profile and to estimate the relative energy consumption. In addition the MIEM analysis allows Mattei to simulate the optimum energy solution via a computer, often providing potential savings of 40%.



Technical data

50 Hz

Model											Tension									
		8 bar 115 psig L		10 bar 150 psig H		13 bar 175 psig HH							Length		Width		Height			
		m³/min	cfm	m³/min	cfm	m³/min	cfm						dB(A)	kW	hp	V/f	l	mm		
200	ERC 1	-	-	0,16	5,6	-	-	64	1,5	2	230/1	-	740	29,2	390	15,37	400	15,8	50	110
	ERC 2	-	-	0,24	8,5	-	-	70	2,2	3	230/1	-	740	29,2	390	15,37	400	15,8	55	121
	ERC 1	-	-	0,16	5,6	-	-	64	1,5	2	400/3	-	740	29,2	390	15,37	400	15,8	50	110
	ERC 2	-	-	0,24	8,5	-	-	70	2,2	3	400/3	-	740	29,2	390	15,37	400	15,8	55	121
	ERC 3	-	-	0,32	11,3	-	-	70	3	4	400/3	-	740	29,2	390	15,37	400	15,8	55	121
	ERCS 1	-	-	0,16	5,6	-	-	64	1,5	2	230/1	90	1000	39,4	460	18,13	890	35,1	80	176
	ERCS 2	-	-	0,24	8,5	-	-	70	2,2	3	230/1	90	1000	39,4	460	18,13	890	35,1	85	187
	ERCS 1	-	-	0,16	5,6	-	-	64	1,5	2	400/3	90	1000	39,4	460	18,13	890	35,1	80	176
	ERCS 2	-	-	0,24	8,5	-	-	70	2,2	3	400/3	90	1000	39,4	460	18,13	890	35,1	85	187
	ERCS 3	-	-	0,32	11,3	-	-	70	3	4	400/3	90	1000	39,4	460	18,13	890	35,1	85	187
	ERCS 1	-	-	0,16	5,6	-	-	64	1,5	2	230/1	200	1050	41,4	600	23,6	1080	42,6	125	275
	ERCS 2	-	-	0,24	8,5	-	-	70	2,2	3	230/1	200	1050	41,4	600	23,6	1080	42,6	130	286
	ERCS 1	-	-	0,16	5,6	-	-	64	1,5	2	400/3	200	1050	41,4	600	23,6	1080	42,6	125	275
	ERCS 2	-	-	0,24	8,5	-	-	70	2,2	3	400/3	200	1050	41,4	600	23,6	1080	42,6	130	286
	ERCS 3	-	-	0,32	11,3	-	-	70	3	4	400/3	200	1050	41,4	600	23,6	1080	42,6	130	286
500	ERC 4	0,7	24,7	0,53	18,7	0,49	17,3	71	4	5	400/3	-	1140	44,9	600	23,6	700	27,6	130	286
	ERC 5	0,89	31,4	0,76	26,8	0,57	20,1	71	5,5	7,5	400/3	-	1140	44,9	600	23,6	700	27,6	130	286
	ERC 7	1,38	48,7	1,15	40,6	0,96	33,9	75	7,5	10	400/3	-	1460	57,5	660	26,0	740	29,1	240	528
	ERC 11	1,97	69,6	1,7	60	1,35	47,7	75	11	15	400/3	-	1460	57,5	660	26,0	740	29,1	265	583
	ERCS 4	0,7	24,7	0,53	18,7	0,49	17,3	71	4	5	400/3	270	1480	58,3	670	26,4	1240	48,9	200/220*440/484*	
	ERCS 5	0,89	31,4	0,76	26,8	0,57	20,1	71	5,5	7,5	400/3	270	1480	58,3	670	26,4	1240	48,9	200/220*40/484*	
	ERCS 7	1,38	48,7	1,15	40,6	0,96	33,9	75	7,5	10	400/3	270	1530	60,3	730	28,8	1270	50,04	310/330*682/726*	
	ERCS 11	1,97	69,6	1,7	60	1,35	47,7	75	11	15	400/3	270	1530	60,3	730	28,8	1270	50,04	335/355*737/781*	
1000	ERC 15 ^(**)	2,7	95,3	2,2	77,7	1,87	66	79	15	20	400/3	-	1660	65,4	690	22,9	910	38,2	350	770
	ERC 18 ^(**)	3,28	115,8	2,64	93,2	2,26	79,8	79	18,5	25	400/3	-	1660	65,4	690	22,9	910	38,2	390	858
	ERC 22 ^(**)	3,75	132,4	3,2	113	2,57	90,7	79	22	30	400/3	-	1660	65,5	690	22,9	910	38,2	390	858
2000	ERC 30 ^(**)	5,62	198,4	4,67	164,9	3,67	129,6	84	30	40	400/3	-	1620	63,8	770	30,3	1340	53	650	1430
	ERC 37 ^(**)	6,8	240,1	5,65	199,5	4,8	169,5	84	37	50	400/3	-	1620	63,8	770	30,3	1340	53	725	1595
	ERC 45 ^(**)	8,28	292,4	7	247,2	5,85	206,6	84	45	60	400/3	-	1620	63,8	770	30,3	1340	53	755	1661
	ERC 55 ^(**)	-	-	8,9	314,3	7,1	250,7	84	55	75	400/3	-	1620	63,8	770	30,3	1340	53	760	1672

(*) HH Version








(**) Available in the version with energy recovery system (R).

F.A.D. in accordance with ISO 1217, annex "C"

Sound pressure level according to ISO 2151, tolerance ± 3 dB(A).

Working pressure: 7,5 bar for version 8 bar - 9,5 bar for version 10 bar - 12,5 bar for version 13 bar

60 Hz

Model																				
		8 bar 115 psig LX		10 bar 150 psig HX		13 bar 175 psig HHX							Length		Width		Height			
		m³/min	cfm	m³/min	cfm	m³/min	cfm						dB(A)	kW	hp	V/f	l	mm		
200	ERC 1	-	-	0,14	5	-	-	66	1,5	2	230/1	-	740	29,2	390	15,37	400	15,8	50	110
	ERC 2	-	-	0,19	7	-	-	66	2,2	3	230/1	-	740	29,2	390	15,37	400	15,8	55	121
	ERC 1	-	-	0,14	5	-	-	66	1,5	2	460/3	-	740	29,2	390	15,37	400	15,8	50	110
	ERC 2	-	-	0,19	7	-	-	66	2,2	3	460/3	-	740	29,2	390	15,37	400	15,8	55	121
	ERCS 1	-	-	0,14	5	-	-	66	1,5	2	230/1	90	1000	39,4	460	18,13	890	35,1	80	176
	ERCS 2	-	-	0,19	7	-	-	66	2,2	3	230/1	90	1000	39,4	460	18,13	890	35,1	85	187
	ERCS 1	-	-	0,14	5	-	-	66	1,5	2	460/3	90	1000	39,4	460	18,13	890	35,1	80	176
	ERCS 2	-	-	0,19	7	-	-	66	2,2	3	460/3	90	1000	39,4	460	18,13	890	35,1	85	187
	ERCS 1	-	-	0,14	5	-	-	66	1,5	2	230/1	200	1050	41,4	600	23,6	1080	42,6	125	275
	ERCS 2	-	-	0,19	7	-	-	66	2,2	3	230/1	200	1050	41,4	600	23,6	1080	42,6	130	286
	ERCS 1	-	-	0,14	5	-	-	66	1,5	2	460/3	200	1050	41,4	600	23,6	1080	42,6	125	275
	ERCS 2	-	-	0,19	7	-	-	66	2,2	3	460/3	200	1050	41,4	600	23,6	1080	42,6	130	286
500	ERC 4	0,73	25,8	0,63	22,2	0,43	15,2	73	4	5	460/3	-	1140	44,9	600	23,6	700	27,6	130	286
	ERC 5	1,02	36	0,82	29	0,69	24,4	73	5,5	7,5	460/3	-	1140	44,9	600	23,6	700	27,6	130	286
	ERC 7	1,39	49,1	1,2	42,4	1,18	41,7	77	7,5	10	460/3	-	1460	57,5	660	26,0	740	29,1	240	528
	ERC 11	2,11	74,5	1,87	66	1,65	58,3	77	11	15	460/3	-	1460	57,5	660	26,0	740	29,1	265	583
	ERCS 4	0,73	25,8	0,63	22,2	0,43	15,2	73	4	5	460/3	270	1480	58,3	670	26,4	1240	48,9	200/220*440/484*	
	ERCS 5	1,02	36	0,82	29	0,69	24,4	73	5,5	7,5	460/3	270	1480	58,3	670	26,4	1240	48,9	200/220*40/484*	
	ERCS 7	1,39	49,1	1,2	42,4	1,18	41,7	77	7,5	10	460/3	270	1530	60,3	730	28,8	1270	50,04	310/330*682/726*	
	ERCS 11	2,11	74,5	1,87	66	1,65	58,3	77	11	15	460/3	270	1530	60,3	730	28,8	1270	50,04	335/355*737/781*	
1000	ERC 15 ^(**)	3,01	106,3	2,65	93,6	2,4	84,7	81	15	20	460/3	-	1660	65,4	690	22,9	910	38,2	350	770
	ERC 18 ^(**)	3,67	129,6	3,18	112,3	2,58	91,1	81	18,5	25	460/3	-	1660	65,4	690	22,9	910	38,2	390	858
	ERC 22 ^(**)	3,95	139,5	3,6	127,1	3,1	109,5	81	22	30	460/3	-	1660	65,4	690	22,9	910	38,2	390	858
2000	ERC 30 ^(**)	6	211,9	5,7	201,3	4,9	173	86	30	40	460/3	-	1620	63,8	770	30,3	1340	53	650	1430
	ERC 37 ^(**)	7,4	261,3	6,9	243,6	5,85	206,6	86	37	50	460/3	-	1620	63,8	770	30,3	1340	53	725	1595
	ERC 45 ^(**)	9,9	349,6	8,7	307,2	7,2	254,2	86	45	60	460/3	-	1620	63,8	770	30,3	1340	53	755	1661

(*) HH Version

(**) Available in the version with energy recovery system (R).

F.A.D. in accordance with ISO 1217, annex "C"

Sound pressure level according to ISO 2151, tolerance ± 3 dB(A).

Working pressure: 7,5 bar for version 8 bar - 9,5 bar for version 10 bar - 12,5 bar for version 13 bar



ITALY - ING. ENEA MATTEI SpA

Strada Padana Superiore, 307

20090 VIMODRONE (MI)

Tel + 39 02253051 - Fax +39 0225305243

E-mail: info@matteigroup.com

www.matteigroup.com



UNI EN ISO 9001:2015

REV.0